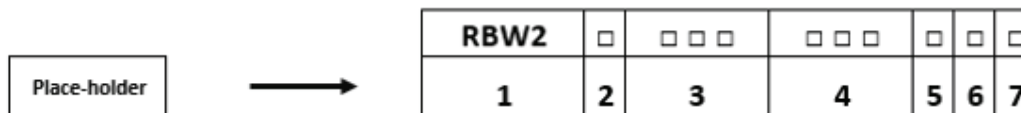


## Geräteschalter Switch for appliances

### Typschlüssel/ Type reference

Die Produkte sind nur mit der Haupttypbezeichnung "RBW2" gekennzeichnet  
*The products are only marked with the main type reference "RBW2"*

### Type reference RBW2 Serie(s)



↓

**1** RBW2 - stands for: RBW2 Serie(s)

**2** Stands for: Circuit

| Code | Circuit       | Comments             |
|------|---------------|----------------------|
| A    | ON-OFF (DPST) |                      |
| B    | ON-ON (DPDT)  | non-illuminated only |

**3** Stands for: Body Color

| Code | Body Color |
|------|------------|
| BLK  | Black      |





**4** Stands for: Actuator Color

| Code | Actuator Color          |
|------|-------------------------|
| BLK  | Black                   |
| RED  | Red                     |
| RIL  | Red with illumination   |
| GIL  | Green with illumination |

Dieses Blatt gilt nur in Verbindung mit Blatt 1 des Zeichengenehmigungsausweises Nr. 40032880.  
This supplement is only valid in conjunction with page 1 of the Certificate No. 40032880.

**5**

Stands for: Actuating Marking

| Code | Marking  |
|------|--|
| A    | Dot  |
| D    | I/II Verticle<br>        |
| E    | No marking   |
| F    | I/O Verticle<br>         |
| G    | I/O Horizontal<br>      |
| I    | ON/OFF<br>Verticle<br> |

**6**

F - Stands for: Terminal (6.3 mm Tab)

**7**

Stands for: Lamp Voltage

| Code | Lamp Voltage | Lamp Type |
|------|--------------|-----------|
| 0    | Without lamp | None      |
| 1    | 125 VAC      | Neon      |
| 2    | 250 VAC      | Neon      |