

# WOYR2.E121922 - Switches, Appliance and Special Use - Component

## Switches, Appliance and Special Use - Component

**E-SWITCH INC, DBA LAMB INDUSTRIES**  
7153 NORTHLAND DR N.  
BROOKLYN PARK, MN 55428 United States

E121922

### Investigated to ANSI/UL 61058-1

Cat. No.	Load	Amps	Volts	Hz	Temp (°C)	Pol/	Endurance		IP	Dis (mm)	SPCA	Std. Ed.
						Cir	30C cycle	55C cycle				
<b>Appliance Switches</b>												
<b>Series LS08515</b>	R	10	125/250	50/60	25T85/55	-	-	10K	40	micro	3A, 3B	-
	R	15	125/250	50/60	25T85/55	-	-	10K	40			
<b>WS10850100F130SA</b>	R	3	125/250	50-60	40T85	-2.2	6K	10K	67	micro	-	2013-02-15
	GP	3	125/250	50-60	40T85	-2.2	6K	10K	67			
	R	0.1	125/250	50-60	40T85	-2.2	6K	10K	67			
	GP	0.1	125/250	50/60	40T85	-2.2	-	10K	67			
	-	0.1	48	DC	40T85	-2.2	-	10K	67			
	-	3	12	DC	40T85	-2.2	-	10K	67			
<b>WS10850100F130WA</b>	GP	-	-	50-60	40T85	-2.2	6K	10K	67	micro	-	-
	GP	-	-	50-60	40T85	-2.2	6K	10K	-			
	GP	-	-	50-60	40T85	-2.2	6K	10K	-			

	GP	-	-	50/60	40T85	-2.2	-	10K	-			
	-	-	-	DC	40T85	-2.2	-	10K	-			
	-	-	-	DC	40T85	-2.2	-	10K	-			
<b>WS1085300F130SA</b>	R	3	125/250	50-60	40T85	-2.2	6K	10K	67	micro	-	-
	GP	3	125/250	50-60	40T85	-2.2	6K	10K	67			
	R	0.1	125/250	50-60	40T85	-2.2	6K	10K	67			
	GP	0.1	125/250	50/60	40T85	-2.2	-	10K	67			
	-	0.1	48	DC	40T85	-2.2	-	10K	67			
	-	3	12	DC	40T85	-2.2	-	10K	67			
<b>WS1085300F130WA</b>	GP	-	-	50-60	40T85	-2.2	6K	10K	67	micro	-	-
	GP	-	-	50-60	40T85	-2.2	6K	10K	-			
	GP	-	-	50-60	40T85	-2.2	6K	10K	-			
	GP	-	-	50/60	40T85	-2.2	-	10K	-			
	-	-	-	DC	40T85	-2.2	-	10K	-			
	-	-	-	DC	40T85	-2.2	-	10K	-			
<b>WS20850100F183C1A</b>	R	0.1, 2	125-250	50/60	25T85	1/2-2.2	6K	10K	67	micro	-	-
	R	0.1, 2	125-250	50/60	40T85	1/2-2.2	6K	10K	67			
	GP	0.1, 2	125-250	50/60	25T85	1/2-2.2	6K	10K	67			
	GP	0.1, 2	125-250	50/60	40T85	1/2-2.2	6K	10K	67			
	R	0.1, 2	30	DC	25T85	1/2-2.2	6K	10K	67			
	R	0.1, 2	30	DC	40T85	1/2-2.2	6K	10K	67			
<b>WS20850100F183P1A</b>	R	0.1, 2	125-250	50/60	25T85	1/2-2.2	6K	10K	67	micro	-	-
	R	0.1, 2	125-250	50/60	40T85	1/2-2.2	6K	10K	67			

	GP	0.1, 2	125-250	50/60	25T85	1/2-2.2	6K	10K	67			
	GP	0.1, 2	125-250	50/60	40T85	1/2-2.2	6K	10K	67			
	R	0.1, 2	30	DC	25T85	1/2-2.2	6K	10K	67			
	R	0.1, 2	30	DC	40T85	1/2-2.2	6K	10K	67			
<b>WS20850100F183S1A</b>	R	0.1, 2	125-250	50/60	25T85	1/2-2.2	6K	10K	67	micro	-	2013-02-15
	R	0.1, 2	125-250	50/60	40T85	1/2-2.2	6K	10K	67			
	GP	0.1, 2	125-250	50/60	25T85	1/2-2.2	6K	10K	67			
	GP	0.1, 2	125-250	50/60	40T85	1/2-2.2	6K	10K	67			
	R	0.1, 2	30	DC	25T85	1/2-2.2	6K	10K	67			
	R	0.1, 2	30	DC	40T85	1/2-2.2	6K	10K	67			
<b>Micro</b>												
<b>WS08501</b>	R	0-10	125-250	50-60	25T85	1/2-1.2	6K	10K	67	micro	1A, 1B	2013-02-15
<b>WS08501</b>	GP	-	-	50-60	25T85	1/2-1.2	6K	10K	67	micro	-	-
	GP	-	-	50/60	25T85	1/2-1.2	6K	10K	67			
<b>WS08501</b>	R	0-2	12	DC	25T85	1/2-1.2	6K	10K	67	micro	1A, 1B	2013-02-15
	R	0-0.5	42	DC	25T85	1/2-1.2	6K	10K	67			
<b>WS08501</b>	GP	-	-	50/60	25T85	1/2-1.2	6K	10K	67	-	-	-
	GP	-	-	50/60	25T85	1/2-1.2	6K	10K	67			
<b>WS08501</b>	R	0-1	24	DC	25T85	1/2-1.2	6K	10K	67	micro	1A, 1B	2013-02-15
<b>WS08501 f/b 00, f/b P</b>	R	0-10	125-250	50-60	25T85	1/2-1.2	6K	10K	67	micro	1A, 1B	2013-02-15
	R	0-2	12	DC	25T85	1/2-1.2	6K	10K	67			
	R	0-0.5	42	DC	25T85	1/2-1.2	6K	10K	67			
	R	0-1	24	DC	25T85	1/2-1.2	6K	10K	67			

<b>Push Button</b>												
<b>PB1973</b>	GP	-	-	50-60	T105/55	1/1-1.2	6K	10K	40	full 2.2	-	-
	GP	-	-	50-60	T105/55	2/1-1.3	6K	10K	40			
	GP	-	-	50-60	T105/55	1/1-1.2	6K	10K	40			
	GP	-	-	50-60	T105/55	2/1-1.3	6K	10K	40			
<b>Rocker</b>												
<b>R1966</b>	GP	-	-	50-60	T105/55	1/1, 1/2-1.2	6K	10K	40	full 1.8	-	-
	GP	-	-	50-60	T105/55	1/1, 1/2-1.2	6K	10K	40			
	GP	-	-	50-60	T105/55	1/1, 1/2-1.2	6K	10K	40			
	GP	-	-	50-60	T105/55	1/1, 1/2-1.2	6K	10K	40			
<b>R1973</b>	GP	12	125	50-60	T105/55	1/1,2/1	6K	10K	-	full 3.5	3A, 3B	-
	R	12	125	50-60	T105/55	1/1,2/1	6K	10K	-			
	GP	6	250	50-60	T105/55	1/1,2/1	6K	10K	-			
	GP	9	250	50-60	T105/55	1/1,2/1	6K	10K	-			
	GP	12	250	50-60	T105/55	1/1,2/1	6K	10K	-			
	R	6	250	50-60	T105/55	1/1,2/1	6K	10K	-			
	R	9	250	50-60	T105/55	1/1,2/1	6K	10K	-			
	R	12	250	50-60	T105/55	1/1,2/1	6K	10K	-			
	TV	5	125	50-60	T105/55	1/1,2/1	10K	0K	-			
<b>R4A</b>	GP	-	-	60	T105/55	1/1-1.2	6K	10K	20	full 2.5	-	-
	GP	-	-	60	T105/55	1/1-1.2	6K	10K	20			
	GP	-	-	60	T105/55	1/1-1.2	6K	10K	20			
	GP	-	-	60	T105/55	1/1-1.2	6K	10K	20			

<b>R4B</b>	GPhp	1	250	60	T105/55	1/1-1.2	6K	10K	-	full 2.5	2, 2A, 2B	-
	GP	16	250	60	T105/55	1/1-1.2	6K	10K	-			
	GPhp	3/4	125	60	T105/55	1/1-1.2	6K	10K	-			
	GP	20	250	60	T105/55	1/1-1.2	6K	10K	-			
<b>R4C</b>	GPhp	1	250	60	T105/55	1/2-2.2	6K	10K	-	full 2.5	2A, 2B	-
	GP	16	250	60	T105/55	1/2-2.2	6K	10K	-			
	GPhp	3/4	125	60	T105/55	1/2-2.2	6K	10K	-			
	GP	20	125	60	T105/55	1/2-2.2	6K	10K	-			
<b>R4D</b>	GP	-	-	60	T105/55	1/2-3.2	6K	10K	20	full 1.6	-	-
	GP	-	-	60	T105/55	1/2-3.2	6K	10K	20			
	GP	-	-	60	T105/55	1/2-3.2	6K	10K	20			
	GP	-	-	60	T105/55	1/2-3.2	6K	10K	20			
<b>R4E</b>	GP	-	-	60	T105/55	1/2-2.2	6K	10K	20	full 2.5	-	-
	GP	-	-	60	T105/55	1/2-2.2	6K	10K	20			
	GP	-	-	60	T105/55	1/2-2.2	6K	10K	20			
	GP	-	-	60	T105/55	1/2-2.2	6K	10K	20			
<b>R4F</b>	GP	-	-	60	T105/55	1/1-1.2	6K	10K	20	full 2.5	-	-
	GP	-	-	60	T105/55	1/1-1.2	6K	10K	20			
	GP	-	-	60	T105/55	1/1-1.2	6K	10K	20			
	GP	-	-	60	T105/55	1/1-1.2	6K	10K	20			
<b>R4G</b>	GP	-	-	60	T105/55	1/2-3.2	6K	10K	20	full 1.6	-	-
	GP	-	-	60	T105/55	1/2-3.2	6K	10K	20			
	GP	-	-	60	T105/55	1/2-3.2	6K	10K	20			

	GP	-	-	60	T105/55	1/2-3.2	6K	10K	20			
<b>R4H</b>	GP	-	-	60	T105/55	1/1-1.2	6K	10K	20	full 2.5	-	-
	GP	-	-	60	T105/55	1/1-1.2	6K	10K	20			
	GP	-	-	60	T105/55	1/1-1.2	6K	10K	20			
	GP	-	-	60	T105/55	1/1-1.2	6K	10K	20			
<b>R4I</b>	GP	-	-	60	T105/55	1/2-3.2	6K	10K	20	full 1.6	-	-
	GP	-	-	60	T105/55	1/2-3.2	6K	10K	20			
	GP	-	-	60	T105/55	1/2-3.2	6K	10K	20			
	GP	-	-	60	T105/55	1/2-3.2	6K	10K	20			
<b>R4J</b>	GP	-	-	60	T105/55	1/1-1.2	6K	10K	20	full 2.5	-	-
	GP	-	-	60	T105/55	1/1-1.2	6K	10K	20			
	GP	-	-	60	T105/55	1/1-1.2	6K	10K	20			
	GP	-	-	60	T105/55	1/1-1.2	6K	10K	20			
<b>R5</b>	GP	20	125,250	50-60	T105/55	2/1-1.3	6K	10K	-	full 2.5	2, 2A, 2B	-
	GP	25	125,250	50-60	T105/55	2/1-1.3	6K	10K	-			
<b>R5A</b>	GP	-	-	60	T105/55	2/1-1.4	6K	10K	20	full 2.5	-	-
	GP	-	-	60	T105/55	2/1-1.4	6K	10K	20			
	GP	-	-	60	T105/55	2/1-1.4	6K	10K	20			
	GP	-	-	60	T105/55	2/1-1.4	6K	10K	20			
<b>R5B</b>	GP	-	-	60	T105/55	2/1-1.4	6K	10K	20	full 2.5	-	-
	GP	-	-	60	T105/55	2/1-1.4	6K	10K	20			
	GP	-	-	60	T105/55	2/1-1.4	6K	10K	20			
	GP	-	-	60	T105/55	2/1-1.4	6K	10K	20			

<b>R5C</b>	GP	-	-	60	T105/55	2/2-2.4	6K	10K	20	full 2.5	-	-
	GP	-	-	60	T105/55	2/2-2.4	6K	10K	20			
	GP	-	-	60	T105/55	2/2-2.4	6K	10K	20			
	GP	-	-	60	T105/55	2/2-2.4	6K	10K	20			
<b>R5D</b>	GP	-	-	60	T105/55	2/2-3.4	6K	10K	20	full 1.6	-	-
	GP	-	-	60	T105/55	2/2-3.4	6K	10K	20			
	GP	-	-	60	T105/55	2/2-3.4	6K	10K	20			
	GP	-	-	60	T105/55	2/2-3.4	6K	10K	20			
<b>R5E</b>	GP	-	-	60	T105/55	2/2-2.4	6K	10K	20	full 2.5	-	-
	GP	-	-	60	T105/55	2/2-2.4	6K	10K	20			
	GP	-	-	60	T105/55	2/2-2.4	6K	10K	20			
	GP	-	-	60	T105/55	2/2-2.4	6K	10K	20			
<b>R5F</b>	GP	-	-	60	T105/55	2/1-1.4	6K	10K	20	full 2.5	-	-
	GP	-	-	60	T105/55	2/1-1.4	6K	10K	20			
	GP	-	-	60	T105/55	2/1-1.4	6K	10K	20			
	GP	-	-	60	T105/55	2/1-1.4	6K	10K	20			
	GP	-	-	50/60	-	-	-	-	00			
<b>R5G</b>	GPhp	1	250	60	T105/55	2/2-3.4	6K	10K	-	full 1.6	2A, 2B	-
	GP	16	250	60	T105/55	2/2-3.4	6K	10K	-			
	GPhp	3/4	125	60	T105/55	2/2-3.4	6K	10K	-			
	GP	20	125	60	T105/55	2/2-3.4	6K	10K	-			
<b>R5H</b>	GP	-	-	60	T105/55	2/1-1.4	6K	10K	20	full 2.5	-	-
	GP	-	-	60	T105/55	2/1-1.4	6K	10K	20			

	GP	-	-	60	T105/55	2/1-1.4	6K	10K	20			
	GP	-	-	60	T105/55	2/1-1.4	6K	10K	20			
	GP	-	-	50/60	-	-	-	-	00			
<b>R5I</b>	GP	-	-	60	T105/55	2/2-3.4	6K	10K	20	full 1.6	-	-
	GP	-	-	60	T105/55	2/2-3.4	6K	10K	20			
	GP	-	-	60	T105/55	2/2-3.4	6K	10K	20			
	GP	-	-	60	T105/55	2/2-3.4	6K	10K	20			
<b>R6</b>	GP	12	125	50-60	T105/55	1/1-1.2	6K	10K	-	full 3.5	3A	-
	R	12	125	50-60	T105/55	1/1-1.2	6K	10K	-			
	GP	6	250	50-60	T105/55	1/1-1.2	6K	10K	-			
	R	6	250	50-60	T105/55	1/1-1.2	6K	10K	-			
	TV	5	125	50-60	T105/55	1/1-1.2	10K	-	-			
<b>Rocker Switch</b>												
<b>RBW2A</b>	GP	-	-	50	T85/55	2/1-1.3	6K	50K	66	full 2	-	-
	GP	-	-	50	T85/55	2/1-1.3	6K	50K	66			
<b>RBW2A Illuminated</b>	GP	16(16)	125	50	T85/55	2/1-1.3	6K	50K	-	full	2, A, B, C, D	-
	hp	1/3	125	50	T85/55	2/1-1.3	6K	50K	-			
<b>RBW2B</b>	hp	1/3	125	50	T85/55	2/2-1.3	6K	50K	-	full 2	A, B, C, D	-
	GP	16(16)	125	50	T85/55	2/2-1.3	6K	50K	-			

**Investigated to ANSI/UL 1054**

Cat. No.	Amps	Volts	Hz	Load	Endur- ance	Temp (°C)	POL/ THR	Circuit Code	SPCOA
<b>100 f/b SP, DP, 3P, 4P, f/b 1 thru 6, f/b M1, M2, M3, M5, M6, M61, M7, M71, VS2, VS3, VS5.</b>	5	125	60	R	6K	130	M/M	-/-A or B	A1



	2	250	60	R	6K				
<b>100A f/b WSP or WDP, f/b 1 thru 6, may be f/b M1, M2, M6, M7, VS2 or VS3</b>	5	120	60	R	6K	65	M/M	-/A, B	-
	2	250	60	R	6K				
<b>200A f/b WMSP1 thru WMSP6, WMDP1 thru WMDP3, f/b T1 or T2, f/b A1 or A2, f/b M2, M6, M61, M7, VS2, f/b Q or R, f/b E</b>	3	120	60	R	6K	65	M/M	-/-	-
	1.5	250	60	R	6K				
<b>200A f/b WMSP1, WMSP2, WMSP3, WMSP4, WMSP5, WMSP6, WMDP1, WMDP2, WMDP3, f/b T1 or T2, f/b A1, f/b M2, M6, M61, M7 or VS2, f/b Q, f/b E f/b 200B, f/b WMSP1, f/b T2 or A1, f/b S, f/b M6, f/b Q, f/b E</b>	1.5	250	60	R	6K	65	M/M	-/-	-
	3	120	60	R	6K				
<b>200B f/b WMSP3 thru WMSP5, f/b T2, f/b A1, f/b SM6, f/b Q or R, f/b E</b>	3	120	60	R	6K	65	M/M	-/-	-
	1.5	250	60	R	6K				
<b>200MSP f/b 1, 2, 3, 4, 5 or 6. 200 MDP f/b 1, 2, or 3</b>	1	250	60	R	6K	130	M/M	-/-	-
	3	120	60	R	6K				
<b>300 f/b SP, DP, 3P or 4P, f/b 1 thru 6, f/b M1, M2, M3, M5, M6, M7, VS2, VS3, VS4 or VS5.</b>	5	120	60	R	6K	60	M/M	-/-A or B	A1
	2	250	60	R	6K				
<b>300A f/b WSP, WDP, W3P, f/b 1 thru 6, f/b R1, R2, R11, R16, J1, J2, J3, J4, J4, J5, J6, f/b 3 letters, f/b M1, M2, M3, M6, M7, VS2, VS3, V2N</b>	5	120	60	R	6K	65	M/M	-/A, B	-
	2	250	60	R	6K				
<b>400A f/b WMSP1 thru WMSP5, WMDP1 thru WMDP3, f/b R1, f/b BLK, RED, WHT, f/b M1, M2, M6, M61, M7, M71, VS2, VS21, f/b Q or R, f/b E</b>	3	120	60	R	6K	65	M/M	-/-	-
	1.5	250	60	R	6K				
<b>400A f/b WMSP1, WMSP2, WMSP3, WMSP4, WMSP5, WMSP6, WMDP1, WMDP2, WMDP3, f/b R1 f/b M1, M2, M6, M7 or VS2, f/b Q, f/b E f/b 400B, f/b WMSP1, f/b R1, f/b MT or MZ</b>	1.5	250	60	R	6K	65	M/M	-/-A or B	-
	3	120	60	R	6K				

<b>400B f/b WMSP1 thru WMSP5, f/b R2, f/b BLK, f/b SM6, f/b Q or R, f/b E</b>	3	120	60	R	6K	65	M/M	-/-	-
	1.5	250	60	R	6K				
<b>400MSP f/b 1, 2, 3, 4, 5 or 6. 400 MDP f/b 1, 2 or 3</b>	1	250	60	R	6K	65	M/M	-/-	-
	3	120	60	R	6K				
<b>500ASSP1 f/b M2 or M6</b>	3	120	60	R	6K	65	1/1 or 1/2	-/-/A	-
	1	250	60	R	6K				
<b>500ASSP3 f/b M2 or M6</b>	1.5	250	60	R	6K	65	2/1 or 2/2	-/-/B	-
	3	125	60	R	6K				
<b>500S f/b DP or SP f/b 1, 2 or 3, f/b M1, M2, M6, M7 or VS2</b>	5	120	60	R	6K	65	1/2 or 2/2	-/-/B	-
	2	250	60	R	6K				
<b>700 f/b SP7 or DP7, f/b M1.</b>	3	120	60	R	6K	65	M/M	-/-/B	-
	1	250	60	R	6K				
<b>800A f/b WSP8 or WSP9, f/b M1, M2, M6, M61, M7, or VS2</b>	3	120	60	R	6K	75	1/1	-/-/A	-
	1	250	60	R	6K				
<b>800SP9, 800SP8</b>	1	250	60	R	6K	75	1/1	-/-	-
	3	120	60	R	6K				
<b>D-16</b>	0.2	250	DC	-	6K	55	M/2	PP/-	-
	6	24	DC	-	6K				
	8	125	60	GP	6K				
	5	250	60	GP	6K				
<b>KO 113A, KO 113B, KO 113C</b>	4	120	60	GP	6K	55	1/1	-/-	-
	2	250	60	GP	6K				

<b>KO 113D</b>	4	120	60	GP	6K	55	1/1	-/-	-
	2	250	60	GP	6K				
<b>KO 128 f/b A, B, C, E, F, G, H</b>	4	125	60	GP	6K	55	1/1	-/-	-
	2	250	60	GP	6K				
<b>KO 129, KO 130</b>	4	125	60	GP	6K	105	M/M	PP/-	-
	4	28	DC	-	6K				
	2	250	60	GP	6K				
<b>LS f/b -00 thru -99, f/b C1, C2</b>	15	125	60	R	10K	85	1/1	-/-	Note 5
	15	250	60	R	10K				
<b>LS08515 F/b 00 through 99 to represent actuating level, -00 means None, f/b C1 or C2 for quick-connected terminal.</b>	15	125	60	R	10K	85	1/1	-/-	Note 5
	15	250	60	R	10K				
<b>MS Series</b>	5	125	60	GP	10K	75	1/2	-/-	Note 5
	5	250	60	GP	10K				
<b>MS08505 F/b Lever type 00, 01, 02, 03, or 05, f/b F, f/b 3 for Operating Force, f/b S1 or P1 for Terminal Type.</b>	5	125	60	GP	10K	75	1/2	-/-	Note 5
	5	250	60	GP	10K				
<b>R1966 or R19A</b>	6	250	60	GP	6K	65	1/M	PP/-	3
	15	125	60	GP	6K				
	8	250	60	GP	6K				
<b>R3070 or R30</b>	15	125	60	GP	6K	65	1/1	-/-	2, 3, Note 1
	10	250	60	GP	6K				
<b>R4</b>	20	125	60	3/4hp	6K	65	1/M	-/-	3
	16	250	60	1hp	6K				

<b>R4, R5 f/b A, B, C, E, F, H</b>	20	125	60	GP	6K	65	M/M	-/-	-
	15	250	60	GP	6K				
<b>R4, R5 f/b D, G or I</b>	15	125	60	GP	6K	65	M/M	-/-	-
	10	250	60	GP	6K				
<b>RP3508 f/b A or B, may be f/b L</b>	3	125	60	GP	6K	85	1/1	-/-	Note 6
	1.5	250	60	GP	6K				
<b>RR3112 f/b A, B, BW, C, D, L or LP, f/b 01 or 02</b>	16	125	60	GP	6K	85	1/M	-/-	Note 1, 4
	10	250	60	GP	6K				
<b>RR3130 f/b A, B or C</b>	10	125-250	60	GP	6K	65	2/M	PP/-	2
	6	125-250	60	GP	6K				
<b>RR3402 f/b A, C or D</b>	6	125	60	GP	6K	55	1/M	-/-	-
	3	250	60	GP	6K				
<b>SS07503 Followed by -00 thru -03 representing actuating level, -00 means None, f/b P1, V1 or V2 for quick-connected terminal.</b>	3	125	60	GP	10K	75	1/2	-/-	-
	1.5	250	60	GP	10K				
<b>ULV4F f/b 2, f/b 3, B, G or H, f/b N, S or 1, f/b N, S or 1, f/b none or G, f/b none, 2, 3 or 5, f/b none, 0, 1, 2, 3, 4, 5, G or P, f/b none, 1, 3, 4, 5, 6 or 7</b>	3	125-250	50/60	R	50K	65	2/2	-/A,B	Note 6
<b>ULV4F2GSSDF</b>	3	125-250	50/60	R	50K	65	2/2	-/A,B	Note 6
<b>ULV7F f/b 2, f/b 3, B, G or H, f/b S or 1, f/b S or 1, f/b none or G, f/b 3 or 6, f/b 0, 1, 2, 3, 4, 5, G or P, f/b 1, 3, 4, 5, 6 or 7</b>	3	125-250	50/60	R	50K	65	2/2	-/A,B	Note 6
<b>ULV8F f/b 2, f/b 3, B, G or H, f/b S or 1, f/b S or 1, f/b none or G, f/b 3, f/b 0, 1, 2, 3, 4, 5, G or P, f/b 1, 3, 4, 5, 6 or 7</b>	3	125-250	50/60	R	50K	65	2/2	-/A,B	Note 6
<b>WMDP1</b>	1.5	250	60	R	6K	65	M/M	-/-	-

	3	120	60	R	6K				
<b>WMDP2</b>	1.5	250	60	R	6K	65	M/M	-/-	-
	3	120	60	R	6K				
<b>WMDP3</b>	1.5	250	60	R	6K	65	M/M	-/-	-
	3	120	60	R	6K				
<b>WMDP6 may be f/b T1 or T2, f/b A1, f/b M2, M6, M61, M7 or VS2, f/b Q, f/b E, f/b 200B, f/b WMSP1 f/b T2 or A1, f/b SM6, f/b Q, f/b E or may be f/b R1, f/b M1, M2, M6, M7 or VS2, f/b Q, f/b E, /b 400B, f/b WMSP1, f/b R1, f/b MT or MZ</b>	1.5	250	60	R	6K	65	M/M	-/-	-
	3	120	60	R	6K				
<b>WMSP1</b>	1.5	250	60	R	6K	65	M/M	-/-	-
	3	120	60	R	6K				
<b>WMSP2</b>	1.5	250	60	R	6K	65	M/M	-/-	-
	3	120	60	R	6K				
<b>WMSP3</b>	1.5	250	60	R	6K	65	M/M	-/-	-
	3	120	60	R	6K				
<b>WMSP4</b>	1.5	250	60	R	6K	65	M/M	-/-	-
	3	120	60	R	6K				
<b>WMSP5</b>	1.5	250	60	R	6K	65	M/M	-/-	-
	3	120	60	R	6K				
<b>WMSP6</b>	1.5	250	60	R	6K	65	M/M	-/-	-
	3	120	60	R	6K				

A1 - These switches should not be operated under more one load in the end-product.

Note 1 - The suitability of the actuator button material as an enclosure has not been investigated.

Note 2 - Terminations other than solder connections should be evaluated for compliance with the end-use product standard.

Note 3 - This switch has been investigated only for voltage changing and is not intended to be operated under load.




Note 4 - These switches employ a lamp that is powered by a separate DC source. Lamp DC source should be evaluated for compliance with the end-use standard.

Note 5 - The switch was subjected to a minimum 10,000 cycle endurance Test.

Note 6 - These switches may be provided with a light. Lamp life has not been evaluated.

Note 7 - These are lighted switches employing a lamp. The lamp life should be evaluated when required by the end-use product Standard.

Note 8 - Model PB1973 is provided with an additional set of contacts in switch body for illuminate using. The contacts were not tested, and the suitability of the contacts shall be determined in the end-product appliances.

Marking: Company name or trademark , ,  E-SWITCH®, ,  E-SWITCH®,  LAMB,  LAMB,  LAMB INDUSTRIES, catalog, model Or part number, electrical ratings and the Recognized Component Mark,  On the product Or On the smallest unit container In which the product Is packaged.

The appearance of a company's name or product in this database does not in itself assure that products so identified have been manufactured under UL Solutions' Follow - Up Service. Only those products bearing the UL Mark should be considered to be Certified and covered under UL Solutions' Follow - Up Service. Always look for the Mark on the product.

UL Solutions permits the reproduction of the material contained in Product iQ subject to the following conditions: 1. The Guide Information, Assemblies, Constructions, Designs, Systems, and/or Certifications (files) must be presented in their entirety and in a non-misleading manner, without any manipulation of the data (or drawings). 2. The statement "Reprinted from Product iQ with permission from UL Solutions" must appear adjacent to the extracted material. In addition, the reprinted material must include a copyright notice in the following format: "©2022 UL LLC."