

WOYR2.E121922 - Switches, Appliance and Special Use - Component

Switches, Appliance and Special Use - Component

E-SWITCH INC, DBA LAMB INDUSTRIES
7153 NORTHLAND DR N.
BROOKLYN PARK, MN 55428 United States

E121922

Investigated to ANSI/UL 61058-1

Cat. No.	Load	Amps	Volts	Hz	Temp (°C)	Pol/ Cir	Endurance		IP	Dis (mm)	SPCA	Std. Ed.
							30C cycle	55C cycle				
Appliance Switches												
Series LS08515	R	10	125/250	50/60	25T85/55	-	-	10K	40	micro	3A, 3B	-
	R	15	125/250	50/60	25T85/55	-	-	10K	40			
WS10850100F130SA	R	3	125/250	50-60	40T85	-2.2	6K	10K	67	micro	-	2013-02-15
	GP	3	125/250	50-60	40T85	-2.2	6K	10K	67			
	R	0.1	125/250	50-60	40T85	-2.2	6K	10K	67			
	GP	0.1	125/250	50/60	40T85	-2.2	-	10K	67			
	-	0.1	48	DC	40T85	-2.2	-	10K	67			
	-	3	12	DC	40T85	-2.2	-	10K	67			
WS10850100F130WA	GP	-	-	50-60	40T85	-2.2	6K	10K	67	micro	-	-
	GP	-	-	50-60	40T85	-2.2	6K	10K	-			
	GP	-	-	50-60	40T85	-2.2	6K	10K	-			

	GP	-	-	50/60	40T85	-2.2	-	10K	-			
	-	-	-	DC	40T85	-2.2	-	10K	-			
	-	-	-	DC	40T85	-2.2	-	10K	-			
WS1085300F130SA	R	3	125/250	50-60	40T85	-2.2	6K	10K	67	micro	-	-
	GP	3	125/250	50-60	40T85	-2.2	6K	10K	67			
	R	0.1	125/250	50-60	40T85	-2.2	6K	10K	67			
	GP	0.1	125/250	50/60	40T85	-2.2	-	10K	67			
	-	0.1	48	DC	40T85	-2.2	-	10K	67			
	-	3	12	DC	40T85	-2.2	-	10K	67			
WS1085300F130WA	GP	-	-	50-60	40T85	-2.2	6K	10K	67	micro	-	-
	GP	-	-	50-60	40T85	-2.2	6K	10K	-			
	GP	-	-	50-60	40T85	-2.2	6K	10K	-			
	GP	-	-	50/60	40T85	-2.2	-	10K	-			
	-	-	-	DC	40T85	-2.2	-	10K	-			
	-	-	-	DC	40T85	-2.2	-	10K	-			
WS20850100F183C1A	R	0.1, 2	125-250	50/60	25T85	1/2-2.2	6K	10K	67	micro	-	-
	R	0.1, 2	125-250	50/60	40T85	1/2-2.2	6K	10K	67			
	GP	0.1, 2	125-250	50/60	25T85	1/2-2.2	6K	10K	67			
	GP	0.1, 2	125-250	50/60	40T85	1/2-2.2	6K	10K	67			
	R	0.1, 2	30	DC	25T85	1/2-2.2	6K	10K	67			
	R	0.1, 2	30	DC	40T85	1/2-2.2	6K	10K	67			
WS20850100F183P1A	R	0.1, 2	125-250	50/60	25T85	1/2-2.2	6K	10K	67	micro	-	-
	R	0.1, 2	125-250	50/60	40T85	1/2-2.2	6K	10K	67			

	GP	0.1, 2	125-250	50/60	25T85	1/2-2.2	6K	10K	67			
	GP	0.1, 2	125-250	50/60	40T85	1/2-2.2	6K	10K	67			
	R	0.1, 2	30	DC	25T85	1/2-2.2	6K	10K	67			
	R	0.1, 2	30	DC	40T85	1/2-2.2	6K	10K	67			
WS20850100F183S1A	R	0.1, 2	125-250	50/60	25T85	1/2-2.2	6K	10K	67	micro	-	2013-02-15
	R	0.1, 2	125-250	50/60	40T85	1/2-2.2	6K	10K	67			
	GP	0.1, 2	125-250	50/60	25T85	1/2-2.2	6K	10K	67			
	GP	0.1, 2	125-250	50/60	40T85	1/2-2.2	6K	10K	67			
	R	0.1, 2	30	DC	25T85	1/2-2.2	6K	10K	67			
	R	0.1, 2	30	DC	40T85	1/2-2.2	6K	10K	67			
Micro												
WS08501	R	0-10	125-250	50-60	25T85	1/2-1.2	6K	10K	67	micro	1A, 1B	2013-02-15
WS08501	GP	-	-	50-60	25T85	1/2-1.2	6K	10K	67	micro	-	-
	GP	-	-	50/60	25T85	1/2-1.2	6K	10K	67			
WS08501	R	0-2	12	DC	25T85	1/2-1.2	6K	10K	67	micro	1A, 1B	2013-02-15
	R	0-0.5	42	DC	25T85	1/2-1.2	6K	10K	67			
WS08501	GP	-	-	50/60	25T85	1/2-1.2	6K	10K	67	-	-	-
	GP	-	-	50/60	25T85	1/2-1.2	6K	10K	67			
WS08501	R	0-1	24	DC	25T85	1/2-1.2	6K	10K	67	micro	1A, 1B	2013-02-15
WS08501 f/b 00, f/b P	R	0-10	125-250	50-60	25T85	1/2-1.2	6K	10K	67	micro	1A, 1B	2013-02-15
	R	0-2	12	DC	25T85	1/2-1.2	6K	10K	67			
	R	0-0.5	42	DC	25T85	1/2-1.2	6K	10K	67			
	R	0-1	24	DC	25T85	1/2-1.2	6K	10K	67			

Push Button												
PB1973	GP	-	-	50-60	T105/55	1/1-1.2	6K	10K	40	full 2.2	-	-
	GP	-	-	50-60	T105/55	2/1-1.3	6K	10K	40			
	GP	-	-	50-60	T105/55	1/1-1.2	6K	10K	40			
	GP	-	-	50-60	T105/55	2/1-1.3	6K	10K	40			
Rocker												
R1966	GP	-	-	50-60	T105/55	1/1, 1/2-1.2	6K	10K	40	full 1.8	-	-
	GP	-	-	50-60	T105/55	1/1, 1/2-1.2	6K	10K	40			
	GP	-	-	50-60	T105/55	1/1, 1/2-1.2	6K	10K	40			
	GP	-	-	50-60	T105/55	1/1, 1/2-1.2	6K	10K	40			
R1973	GP	12	125	50-60	T105/55	1/1,2/1	6K	10K	-	full 3.5	3A, 3B	-
	R	12	125	50-60	T105/55	1/1,2/1	6K	10K	-			
	GP	6	250	50-60	T105/55	1/1,2/1	6K	10K	-			
	GP	9	250	50-60	T105/55	1/1,2/1	6K	10K	-			
	GP	12	250	50-60	T105/55	1/1,2/1	6K	10K	-			
	R	6	250	50-60	T105/55	1/1,2/1	6K	10K	-			
	R	9	250	50-60	T105/55	1/1,2/1	6K	10K	-			
	R	12	250	50-60	T105/55	1/1,2/1	6K	10K	-			
	TV	5	125	50-60	T105/55	1/1,2/1	10K	0K	-			
R4A	GP	-	-	60	T105/55	1/1-1.2	6K	10K	20	full 2.5	-	-
	GP	-	-	60	T105/55	1/1-1.2	6K	10K	20			
	GP	-	-	60	T105/55	1/1-1.2	6K	10K	20			
	GP	-	-	60	T105/55	1/1-1.2	6K	10K	20			

R4B	GPhp	1	250	60	T105/55	1/1-1.2	6K	10K	-	full 2.5	2, 2A, 2B	-
	GP	16	250	60	T105/55	1/1-1.2	6K	10K	-			
	GPhp	3/4	125	60	T105/55	1/1-1.2	6K	10K	-			
	GP	20	250	60	T105/55	1/1-1.2	6K	10K	-			
R4C	GPhp	1	250	60	T105/55	1/2-2.2	6K	10K	-	full 2.5	2A, 2B	-
	GP	16	250	60	T105/55	1/2-2.2	6K	10K	-			
	GPhp	3/4	125	60	T105/55	1/2-2.2	6K	10K	-			
	GP	20	125	60	T105/55	1/2-2.2	6K	10K	-			
R4D	GP	-	-	60	T105/55	1/2-3.2	6K	10K	20	full 1.6	-	-
	GP	-	-	60	T105/55	1/2-3.2	6K	10K	20			
	GP	-	-	60	T105/55	1/2-3.2	6K	10K	20			
	GP	-	-	60	T105/55	1/2-3.2	6K	10K	20			
R4E	GP	-	-	60	T105/55	1/2-2.2	6K	10K	20	full 2.5	-	-
	GP	-	-	60	T105/55	1/2-2.2	6K	10K	20			
	GP	-	-	60	T105/55	1/2-2.2	6K	10K	20			
	GP	-	-	60	T105/55	1/2-2.2	6K	10K	20			
R4F	GP	-	-	60	T105/55	1/1-1.2	6K	10K	20	full 2.5	-	-
	GP	-	-	60	T105/55	1/1-1.2	6K	10K	20			
	GP	-	-	60	T105/55	1/1-1.2	6K	10K	20			
	GP	-	-	60	T105/55	1/1-1.2	6K	10K	20			
R4G	GP	-	-	60	T105/55	1/2-3.2	6K	10K	20	full 1.6	-	-
	GP	-	-	60	T105/55	1/2-3.2	6K	10K	20			
	GP	-	-	60	T105/55	1/2-3.2	6K	10K	20			

	GP	-	-	60	T105/55	1/2-3.2	6K	10K	20			
R4H	GP	-	-	60	T105/55	1/1-1.2	6K	10K	20	full 2.5	-	-
	GP	-	-	60	T105/55	1/1-1.2	6K	10K	20			
	GP	-	-	60	T105/55	1/1-1.2	6K	10K	20			
	GP	-	-	60	T105/55	1/1-1.2	6K	10K	20			
R4I	GP	-	-	60	T105/55	1/2-3.2	6K	10K	20	full 1.6	-	-
	GP	-	-	60	T105/55	1/2-3.2	6K	10K	20			
	GP	-	-	60	T105/55	1/2-3.2	6K	10K	20			
	GP	-	-	60	T105/55	1/2-3.2	6K	10K	20			
R4J	GP	-	-	60	T105/55	1/1-1.2	6K	10K	20	full 2.5	-	-
	GP	-	-	60	T105/55	1/1-1.2	6K	10K	20			
	GP	-	-	60	T105/55	1/1-1.2	6K	10K	20			
	GP	-	-	60	T105/55	1/1-1.2	6K	10K	20			
R5	GP	20	125,250	50-60	T105/55	2/1-1.3	6K	10K	-	full 2.5	2, 2A, 2B	-
	GP	25	125,250	50-60	T105/55	2/1-1.3	6K	10K	-			
R5A	GP	-	-	60	T105/55	2/1-1.4	6K	10K	20	full 2.5	-	-
	GP	-	-	60	T105/55	2/1-1.4	6K	10K	20			
	GP	-	-	60	T105/55	2/1-1.4	6K	10K	20			
	GP	-	-	60	T105/55	2/1-1.4	6K	10K	20			
R5B	GP	-	-	60	T105/55	2/1-1.4	6K	10K	20	full 2.5	-	-
	GP	-	-	60	T105/55	2/1-1.4	6K	10K	20			
	GP	-	-	60	T105/55	2/1-1.4	6K	10K	20			
	GP	-	-	60	T105/55	2/1-1.4	6K	10K	20			

R5C	GP	-	-	60	T105/55	2/2-2.4	6K	10K	20	full 2.5	-	-
	GP	-	-	60	T105/55	2/2-2.4	6K	10K	20			
	GP	-	-	60	T105/55	2/2-2.4	6K	10K	20			
	GP	-	-	60	T105/55	2/2-2.4	6K	10K	20			
R5D	GP	-	-	60	T105/55	2/2-3.4	6K	10K	20	full 1.6	-	-
	GP	-	-	60	T105/55	2/2-3.4	6K	10K	20			
	GP	-	-	60	T105/55	2/2-3.4	6K	10K	20			
	GP	-	-	60	T105/55	2/2-3.4	6K	10K	20			
R5E	GP	-	-	60	T105/55	2/2-2.4	6K	10K	20	full 2.5	-	-
	GP	-	-	60	T105/55	2/2-2.4	6K	10K	20			
	GP	-	-	60	T105/55	2/2-2.4	6K	10K	20			
	GP	-	-	60	T105/55	2/2-2.4	6K	10K	20			
R5F	GP	-	-	60	T105/55	2/1-1.4	6K	10K	20	full 2.5	-	-
	GP	-	-	60	T105/55	2/1-1.4	6K	10K	20			
	GP	-	-	60	T105/55	2/1-1.4	6K	10K	20			
	GP	-	-	60	T105/55	2/1-1.4	6K	10K	20			
	GP	-	-	50/60	-	-	-	-	00			
R5G	GPhp	1	250	60	T105/55	2/2-3.4	6K	10K	-	full 1.6	2A, 2B	-
	GP	16	250	60	T105/55	2/2-3.4	6K	10K	-			
	GPhp	3/4	125	60	T105/55	2/2-3.4	6K	10K	-			
	GP	20	125	60	T105/55	2/2-3.4	6K	10K	-			
R5H	GP	-	-	60	T105/55	2/1-1.4	6K	10K	20	full 2.5	-	-
	GP	-	-	60	T105/55	2/1-1.4	6K	10K	20			

	GP	-	-	60	T105/55	2/1-1.4	6K	10K	20			
	GP	-	-	60	T105/55	2/1-1.4	6K	10K	20			
	GP	-	-	50/60	-	-	-	-	00			
R5I	GP	-	-	60	T105/55	2/2-3.4	6K	10K	20	full 1.6	-	-
	GP	-	-	60	T105/55	2/2-3.4	6K	10K	20			
	GP	-	-	60	T105/55	2/2-3.4	6K	10K	20			
	GP	-	-	60	T105/55	2/2-3.4	6K	10K	20			
R6	GP	12	125	50-60	T105/55	1/1-1.2	6K	10K	-	full 3.5	3A	-
	R	12	125	50-60	T105/55	1/1-1.2	6K	10K	-			
	GP	6	250	50-60	T105/55	1/1-1.2	6K	10K	-			
	R	6	250	50-60	T105/55	1/1-1.2	6K	10K	-			
	TV	5	125	50-60	T105/55	1/1-1.2	10K	-	-			
Rocker Switch												
RBW2A	GP	-	-	50	T85/55	2/1-1.3	6K	50K	66	full 2	-	-
	GP	-	-	50	T85/55	2/1-1.3	6K	50K	66			
RBW2A Illuminated	GP	16(16)	125	50	T85/55	2/1-1.3	6K	50K	-	full	2, A, B, C, D	-
	hp	1/3	125	50	T85/55	2/1-1.3	6K	50K	-			
RBW2B	hp	1/3	125	50	T85/55	2/2-1.3	6K	50K	-	full 2	A, B, C, D	-
	GP	16(16)	125	50	T85/55	2/2-1.3	6K	50K	-			

Investigated to ANSI/UL 1054

Cat. No.	Amps	Volts	Hz	Load	Endur- ance	Temp (°C)	POL/ THR	Circuit Code	SPCOA
100 f/b SP, DP, 3P, 4P, f/b 1 thru 6, f/b M1, M2, M3, M5, M6, M61, M7, M71, VS2, VS3, VS5.	5	125	60	R	6K	130	M/M	-/-A or B	A1

	2	250	60	R	6K				
100A f/b WSP or WDP, f/b 1 thru 6, may be f/b M1, M2, M6, M7, VS2 or VS3	5	120	60	R	6K	65	M/M	-/A, B	-
	2	250	60	R	6K				
200A f/b WMSP1 thru WMSP6, WMDP1 thru WMDP3, f/b T1 or T2, f/b A1 or A2, f/b M2, M6, M61, M7, VS2, f/b Q or R, f/b E	3	120	60	R	6K	65	M/M	-/-	-
	1.5	250	60	R	6K				
200A f/b WMSP1, WMSP2, WMSP3, WMSP4, WMSP5, WMSP6, WMDP1, WMDP2, WMDP3, f/b T1 or T2, f/b A1, f/b M2, M6, M61, M7 or VS2, f/b Q, f/b E f/b 200B, f/b WMSP1, f/b T2 or A1, f/b S, f/b M6, f/b Q, f/b E	1.5	250	60	R	6K	65	M/M	-/-	-
	3	120	60	R	6K				
200B f/b WMSP3 thru WMSP5, f/b T2, f/b A1, f/b SM6, f/b Q or R, f/b E	3	120	60	R	6K	65	M/M	-/-	-
	1.5	250	60	R	6K				
200MSP f/b 1, 2, 3, 4, 5 or 6. 200 MDP f/b 1, 2, or 3	1	250	60	R	6K	130	M/M	-/-	-
	3	120	60	R	6K				
300 f/b SP, DP, 3P or 4P, f/b 1 thru 6, f/b M1, M2, M3, M5, M6, M7, VS2, VS3, VS4 or VS5.	5	120	60	R	6K	60	M/M	-/-A or B	A1
	2	250	60	R	6K				
300A f/b WSP, WDP, W3P, f/b 1 thru 6, f/b R1, R2, R11, R16, J1, J2, J3, J4, J4, J5, J6, f/b 3 letters, f/b M1, M2, M3, M6, M7, VS2, VS3, V2N	5	120	60	R	6K	65	M/M	-/A, B	-
	2	250	60	R	6K				
400A f/b WMSP1 thru WMSP5, WMDP1 thru WMDP3, f/b R1, f/b BLK, RED, WHT, f/b M1, M2, M6, M61, M7, M71, VS2, VS21, f/b Q or R, f/b E	3	120	60	R	6K	65	M/M	-/-	-
	1.5	250	60	R	6K				
400A f/b WMSP1, WMSP2, WMSP3, WMSP4, WMSP5, WMSP6, WMDP1, WMDP2, WMDP3, f/b R1 f/b M1, M2, M6, M7 or VS2, f/b Q, f/b E f/b 400B, f/b WMSP1, f/b R1, f/b MT or MZ	1.5	250	60	R	6K	65	M/M	-/-A or B	-
	3	120	60	R	6K				

400B f/b WMSP1 thru WMSP5, f/b R2, f/b BLK, f/b SM6, f/b Q or R, f/b E	3	120	60	R	6K	65	M/M	-/-	-
	1.5	250	60	R	6K				
400MSP f/b 1, 2, 3, 4, 5 or 6. 400 MDP f/b 1, 2 or 3	1	250	60	R	6K	65	M/M	-/-	-
	3	120	60	R	6K				
500ASSP1 f/b M2 or M6	3	120	60	R	6K	65	1/1 or 1/2	-/-/A	-
	1	250	60	R	6K				
500ASSP3 f/b M2 or M6	1.5	250	60	R	6K	65	2/1 or 2/2	-/-/B	-
	3	125	60	R	6K				
500S f/b DP or SP f/b 1, 2 or 3, f/b M1, M2, M6, M7 or VS2	5	120	60	R	6K	65	1/2 or 2/2	-/-/B	-
	2	250	60	R	6K				
700 f/b SP7 or DP7, f/b M1.	3	120	60	R	6K	65	M/M	-/-/B	-
	1	250	60	R	6K				
800A f/b WSP8 or WSP9, f/b M1, M2, M6, M61, M7, or VS2	3	120	60	R	6K	75	1/1	-/-/A	-
	1	250	60	R	6K				
800SP9, 800SP8	1	250	60	R	6K	75	1/1	-/-	-
	3	120	60	R	6K				
D-16	0.2	250	DC	-	6K	55	M/2	PP/-	-
	6	24	DC	-	6K				
	8	125	60	GP	6K				
	5	250	60	GP	6K				
KO 113A, KO 113B, KO 113C	4	120	60	GP	6K	55	1/1	-/-	-
	2	250	60	GP	6K				

KO 113D	4	120	60	GP	6K	55	1/1	-/-	-
	2	250	60	GP	6K				
KO 128 f/b A, B, C, E, F, G, H	4	125	60	GP	6K	55	1/1	-/-	-
	2	250	60	GP	6K				
KO 129, KO 130	4	125	60	GP	6K	105	M/M	PP/-	-
	4	28	DC	-	6K				
	2	250	60	GP	6K				
LS f/b -00 thru -99, f/b C1, C2	15	125	60	R	10K	85	1/1	-/-	Note 5
	15	250	60	R	10K				
LS08515 F/b 00 through 99 to represent actuating level, -00 means None, f/b C1 or C2 for quick-connected terminal.	15	125	60	R	10K	85	1/1	-/-	Note 5
	15	250	60	R	10K				
MS Series	5	125	60	GP	10K	75	1/2	-/-	Note 5
	5	250	60	GP	10K				
MS08505 F/b Lever type 00, 01, 02, 03, or 05, f/b F, f/b 3 for Operating Force, f/b S1 or P1 for Terminal Type.	5	125	60	GP	10K	75	1/2	-/-	Note 5
	5	250	60	GP	10K				
R1966 or R19A	6	250	60	GP	6K	65	1/M	PP/-	3
	15	125	60	GP	6K				
	8	250	60	GP	6K				
R3070 or R30	15	125	60	GP	6K	65	1/1	-/-	2, 3, Note 1
	10	250	60	GP	6K				
R4	20	125	60	3/4hp	6K	65	1/M	-/-	3
	16	250	60	1hp	6K				

R4, R5 f/b A, B, C, E, F, H	20	125	60	GP	6K	65	M/M	-/-	-
	15	250	60	GP	6K				
R4, R5 f/b D, G or I	15	125	60	GP	6K	65	M/M	-/-	-
	10	250	60	GP	6K				
RP3508 f/b A or B, may be f/b L	3	125	60	GP	6K	85	1/1	-/-	Note 6
	1.5	250	60	GP	6K				
RR3112 f/b A, B, BW, C, D, L or LP, f/b 01 or 02	16	125	60	GP	6K	85	1/M	-/-	Note 1, 4
	10	250	60	GP	6K				
RR3130 f/b A, B or C	10	125-250	60	GP	6K	65	2/M	PP/-	2
	6	125-250	60	GP	6K				
RR3402 f/b A, C or D	6	125	60	GP	6K	55	1/M	-/-	-
	3	250	60	GP	6K				
SS07503 Followed by -00 thru -03 representing actuating level, -00 means None, f/b P1, V1 or V2 for quick-connected terminal.	3	125	60	GP	10K	75	1/2	-/-	-
	1.5	250	60	GP	10K				
ULV4F f/b 2, f/b 3, B, G or H, f/b N, S or 1, f/b N, S or 1, f/b none or G, f/b none, 2, 3 or 5, f/b none, 0, 1, 2, 3, 4, 5, G or P, f/b none, 1, 3, 4, 5, 6 or 7	3	125-250	50/60	R	50K	65	2/2	-/A,B	Note 6
ULV4F2GSSDF	3	125-250	50/60	R	50K	65	2/2	-/A,B	Note 6
ULV7F f/b 2, f/b 3, B, G or H, f/b S or 1, f/b S or 1, f/b none or G, f/b 3 or 6, f/b 0, 1, 2, 3, 4, 5, G or P, f/b 1, 3, 4, 5, 6 or 7	3	125-250	50/60	R	50K	65	2/2	-/A,B	Note 6
ULV8F f/b 2, f/b 3, B, G or H, f/b S or 1, f/b S or 1, f/b none or G, f/b 3, f/b 0, 1, 2, 3, 4, 5, G or P, f/b 1, 3, 4, 5, 6 or 7	3	125-250	50/60	R	50K	65	2/2	-/A,B	Note 6
WMDP1	1.5	250	60	R	6K	65	M/M	-/-	-

	3	120	60	R	6K				
WMDP2	1.5	250	60	R	6K	65	M/M	-/-	-
	3	120	60	R	6K				
WMDP3	1.5	250	60	R	6K	65	M/M	-/-	-
	3	120	60	R	6K				
WMDP6 may be f/b T1 or T2, f/b A1, f/b M2, M6, M61, M7 or VS2, f/b Q, f/b E, f/b 200B, f/b WMSP1 f/b T2 or A1, f/b SM6, f/b Q, f/b E or may be f/b R1, f/b M1, M2, M6, M7 or VS2, f/b Q, f/b E, /b 400B, f/b WMSP1, f/b R1, f/b MT or MZ	1.5	250	60	R	6K	65	M/M	-/-	-
	3	120	60	R	6K				
WMSP1	1.5	250	60	R	6K	65	M/M	-/-	-
	3	120	60	R	6K				
WMSP2	1.5	250	60	R	6K	65	M/M	-/-	-
	3	120	60	R	6K				
WMSP3	1.5	250	60	R	6K	65	M/M	-/-	-
	3	120	60	R	6K				
WMSP4	1.5	250	60	R	6K	65	M/M	-/-	-
	3	120	60	R	6K				
WMSP5	1.5	250	60	R	6K	65	M/M	-/-	-
	3	120	60	R	6K				
WMSP6	1.5	250	60	R	6K	65	M/M	-/-	-
	3	120	60	R	6K				

A1 - These switches should not be operated under more one load in the end-product.

Note 1 - The suitability of the actuator button material as an enclosure has not been investigated.

Note 2 - Terminations other than solder connections should be evaluated for compliance with the end-use product standard.

Note 3 - This switch has been investigated only for voltage changing and is not intended to be operated under load.




Note 4 - These switches employ a lamp that is powered by a separate DC source. Lamp DC source should be evaluated for compliance with the end-use standard.

Note 5 - The switch was subjected to a minimum 10,000 cycle endurance Test.

Note 6 - These switches may be provided with a light. Lamp life has not been evaluated.

Note 7 - These are lighted switches employing a lamp. The lamp life should be evaluated when required by the end-use product Standard.

Note 8 - Model PB1973 is provided with an additional set of contacts in switch body for illuminate using. The contacts were not tested, and the suitability of the contacts shall be determined in the end-product appliances.

Marking: Company name or trademark  ,  ,  E-SWITCH[®] ,  ,  E-SWITCH[®] , LAMB ,  LAMB ,  LAMB INDUSTRIES , catalog, model Or part number, electrical ratings and the Recognized Component Mark,  On the product Or On the smallest unit container In which the product Is packaged.

The appearance of a company's name or product in this database does not in itself assure that products so identified have been manufactured under UL Solutions' Follow - Up Service. Only those products bearing the UL Mark should be considered to be Certified and covered under UL Solutions' Follow - Up Service. Always look for the Mark on the product.

UL Solutions permits the reproduction of the material contained in Product iQ subject to the following conditions: 1. The Guide Information, Assemblies, Constructions, Designs, Systems, and/or Certifications (files) must be presented in their entirety and in a non-misleading manner, without any manipulation of the data (or drawings). 2. The statement "Reprinted from Product iQ with permission from UL Solutions" must appear adjacent to the extracted material. In addition, the reprinted material must include a copyright notice in the following format: "©2022 UL LLC."