


# TL1240 SERIES TACT SWITCH


ANTI-VANDAL SWITCHES  
 DETECTOR SWITCHES  
 DIP SWITCHES  
 KEYLOCK SWITCHES  
 NAVIGATION SWITCHES  
 PUSHBUTTON SWITCHES  
 ROCKER SWITCHES  
 ROTARY SWITCHES  
 SLIDE SWITCHES  
 SNAP ACTION SWITCHES  
**TACTILE SWITCHES**  
 TOGGLE SWITCHES  
 CAP OPTIONS



## APPLICATIONS / MARKETS




Audio / Visual



Computer Peripherals



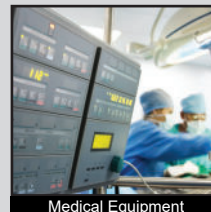
Consumer Electronics



Instrumentation



Telecommunication



Medical Equipment

**RoHS**

## SPECIFICATIONS

**Contact Rating:** 50mA, 12VDC  
**Life Expectancy:** 100,000 Cycles  
**Contact Resistance:** 100mΩ Max. (Initial) at 2-4VDC  
**Insulation Resistance:** 100MΩ Min.  
**Dielectric Strength:** 250VAC for 1 minute  
**Actuation Force:** 160 ± 50gf  
**Operating Temperature:** -20°C to 70°C  
**Travel:** 0.25mm  
**Function:** SPST

## FEATURES & BENEFITS

- Multiple LED color options
- Multiple cap options
- Independent LED Leads
- LED color matching upon request
- Reliable dome technology
- Tape and Reel packaging

## PART NUMBER CONFIGURATOR

Series	Model	LED Color	Contact Material	Cap	Cap Color
<input type="text" value="TL"/>	<input type="text" value="1240"/>	<input type="text" value="Y"/> Y - Yellow R - Red G - Green B - Blue N - No LED	<input type="text" value="Q"/> Q - Silver	<input type="text" value="1J"/> None 1J 2J	<input type="text" value="BLK"/> None BLK - Black WHT - White CLR - Clear R - Red

*Specifications subject to change without notice 7.18.2022*



**E-SWITCH®**

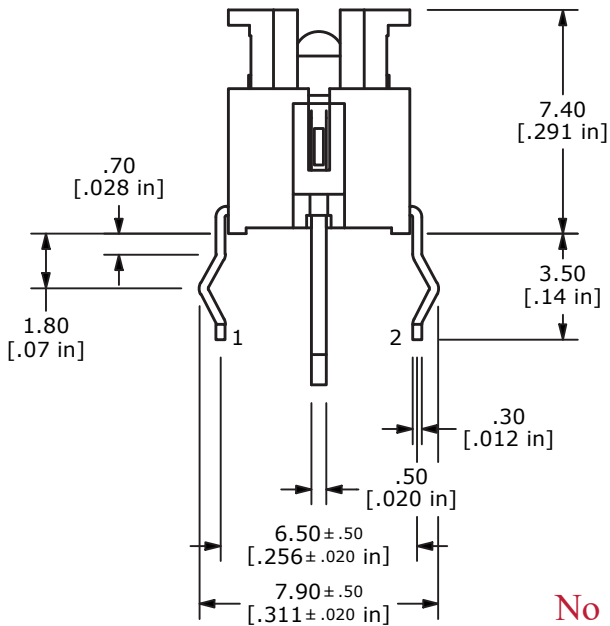

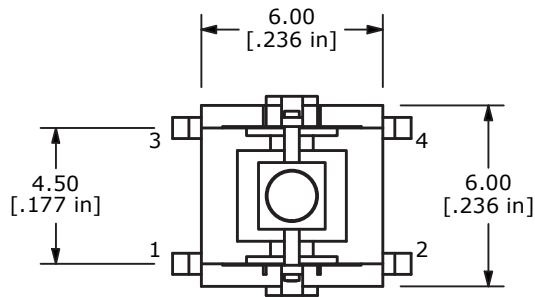
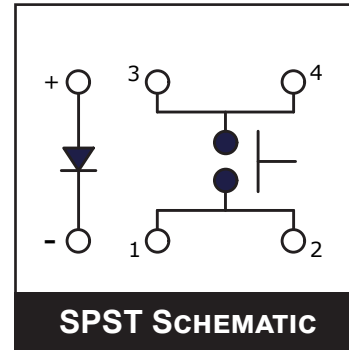

www.e-switch.com

800.867.2717

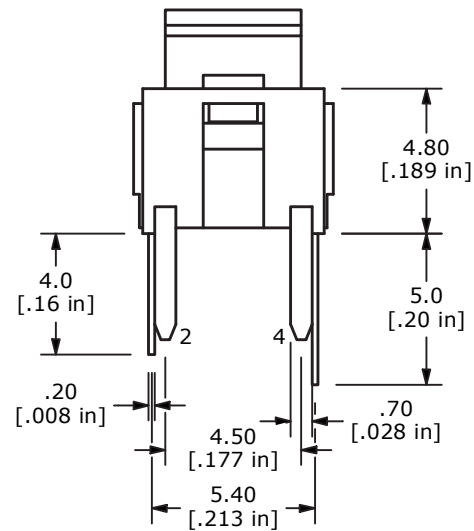
1

# TL1240 SERIES TACT SWITCH

## BODY DIMENSIONS / CAP OPTIONS

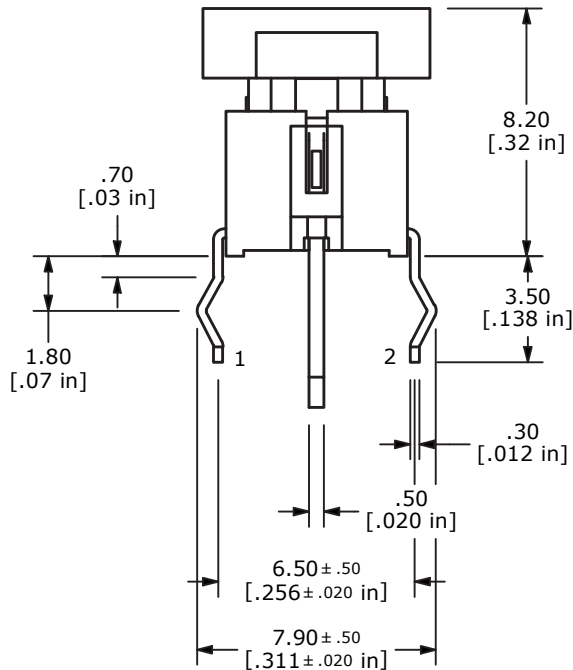

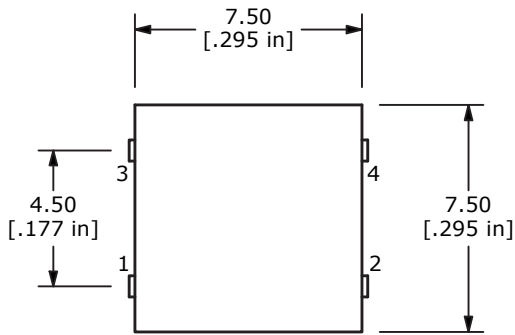
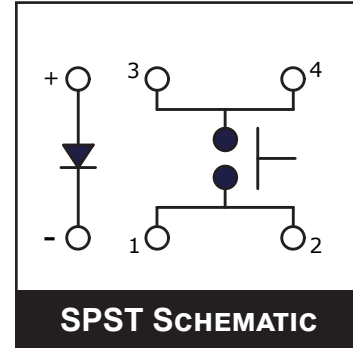



No Cap Option

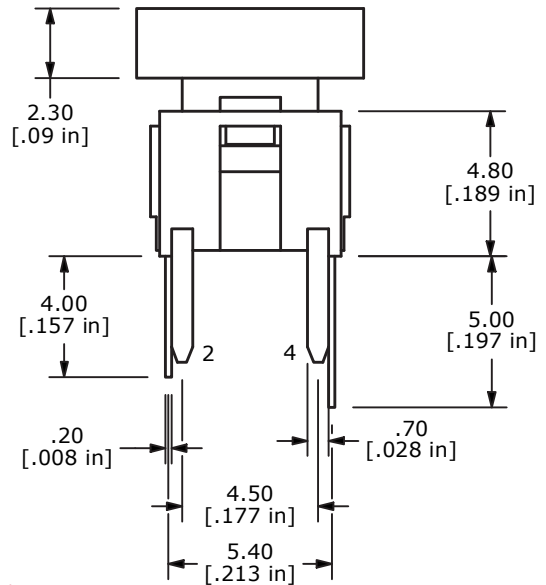


# TL1240 SERIES TACT SWITCH

## BODY DIMENSIONS / CAP OPTIONS

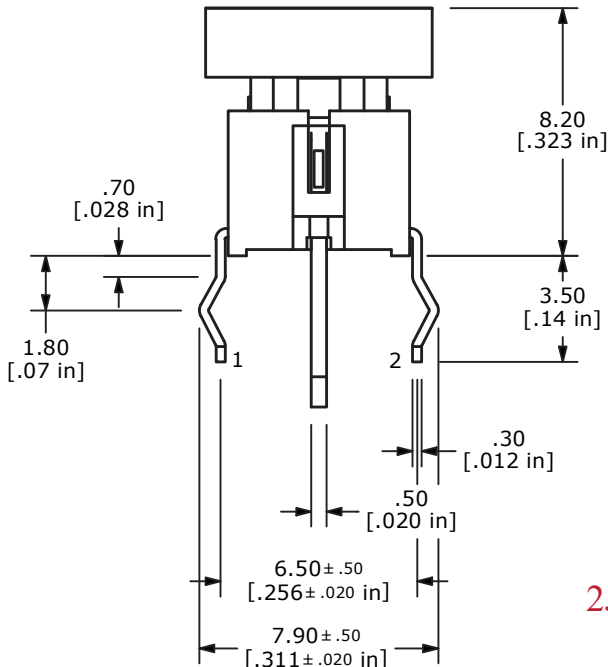

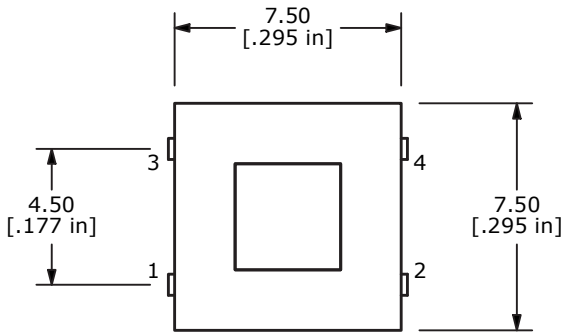
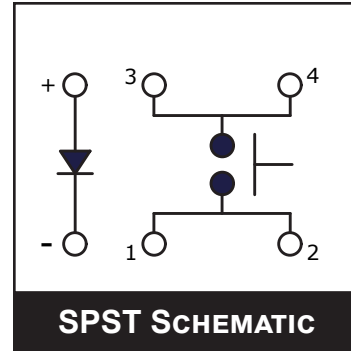



1J Cap Option

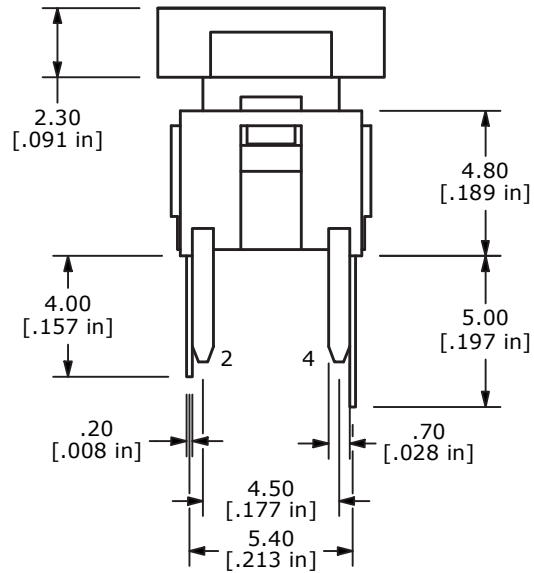


# TL1240 SERIES TACT SWITCH

## BODY DIMENSIONS / CAP OPTIONS



2J Cap Option



# TL1240 SERIES TACT SWITCH

## LED CHARACTERISTICS

PARAMETERS	SYMBOL	YELLOW LED		RED LED		GREEN LED		BLUE LED		UNITS
		MAX.	TYP.	MAX.	TYP.	MAX.	TYP.	MAX.	TYP.	
POWER DISSIPATION	$P_D$	100	--	100	--	100	--	102	--	mW
REVERSE VOLTAGE	$V_R$	4	10	4	--	4	--	5	--	V
PEAK FORWARD CURRENT	$I_{PF}$	20	--	30	--	25	--	30	--	mA
REVERSE CURRENT	$I_R$	10	--	10	--	10	--	10	--	mA
FORWARD VOLTAGE	$V_F$	2.8	1.8	2.3	--	2.8	--	4.2	--	V
LUMINOUS INTENSITY	$I_V$	--	9	--	25	--	3	--	250	mcd
EMISSION WAVELENGTH	$\lambda_P$	--	585	--	660	--	557	--	468	nm
OPERATING TEMPERATURE	$T_{OP}$	-25°C TO 85°C		-25°C TO 85°C		-20°C TO 85°C		-20°C TO 80°C		C
STORAGE TEMPERATURE	$T_{ST}$	-25°C TO 80°C		-25°C TO 85°C		-20°C TO 85°C		-30°C TO 85°C		C
LEAD SOLDERING TEMPERATURE, 12.0mm (0.063 INCH) FROM BODY) 260°C FOR 5 SECONDS										
ELECTRICAL CHARACTERISTICS (=25°C)										

ANTI-VANDAL SWITCHES  
 DETECTOR SWITCHES  
 DIP SWITCHES  
 KEYLOCK SWITCHES  
 NAVIGATION SWITCHES  
 PUSHBUTTON SWITCHES  
 ROCKER SWITCHES  
 ROTARY SWITCHES  
 SLIDE SWITCHES  
 SNAP ACTION SWITCHES  
 TACTILE SWITCHES  
 TOGGLE SWITCHES  
 CAP OPTIONS



## RECOMMENDED SOLDER PROCESS

Most contamination problems can be prevented by exercising care during the cleaning and soldering process. Care should be taken not to immerse or spray unsealed switches during flux removal. Contact E-Switch for specific soldering recommendations and specifications not shown. Generalized soldering procedures are outlined below.

### “TYPICAL” SMT REFLOW (Pb and Pb-Free)

Profile Feature	Sn-Pb Eutectic Assembly	Pb-Free Assembly
Average Ramp-Up Rate ( $T_{s_{max}}$ to $T_p$ )	3 °C/second max.	3 °C/second max.
<b>Preheat</b>		
-Temperature Min ( $T_{s_{min}}$ )	100 °C	150 °C
-Temperature Max ( $T_{s_{max}}$ )	150 °C	200 °C
-Time ( $t_{s_{min}}$ to $t_{s_{max}}$ )	60-120 seconds	60-180 seconds
Time Maintained above:		
-Temperature ( $T_L$ )	183 °C	217 °C
-Time ( $t_L$ )	60-150 seconds	60-150 seconds
Time within 5 °C of actual Peak Temperature ( $t_p$ )	10-30 seconds	20-40 seconds
Ramp-Down Rate	6 °C/second max.	6 °C/second max.
Time 25 °C to Peak Temperature	6 minutes max.	8 minutes max.

*Note 1: All temperatures refer to topside of the package, measured on the package surface.*

