

# MR1000 SERIES DETECTOR SWITCH

ANTI-VANDAL SWITCHES  
 DETECTOR SWITCHES  
 DIP SWITCHES  
 KEYLOCK SWITCHES  
 NAVIGATION SWITCHES  
 PUSHBUTTON SWITCHES  
 ROCKER SWITCHES  
 ROTARY SWITCHES  
 SLIDE SWITCHES  
 SNAP ACTION SWITCHES  
 TACTILE SWITCHES  
 TOGGLE SWITCHES  
 CAP OPTIONS




## APPLICATIONS / MARKETS



Commercial Appliances



Security Devices



Vending Machines



HVAC



Industrial Controls



Medical Equipment

**RoHS**

## SPECIFICATIONS

**Contact Rating:** 0.5A, 10VAC or 10VDC  
**Contact Resistance:** 150 mΩ  
**Contact Arrangement:** SPST N.O.

## FEATURES & BENEFITS

- Recessed switch
- Magnetic contact
- 9.52 [0.375 in] Press fit
- 457.20 [18.000 in] #22AWG wire leads
- Closed gap options

## PART NUMBER CONFIGURATOR

Series



MR1000

DIM "X"



A - 19.0 [0.75 in]  
 B - 25.0 [1.00 in]

Housing Color



W - White

Lead Length



A - 457.20 [18.000 in]

*Specifications subject to change without notice 11.7.2018*



**E-SWITCH®**

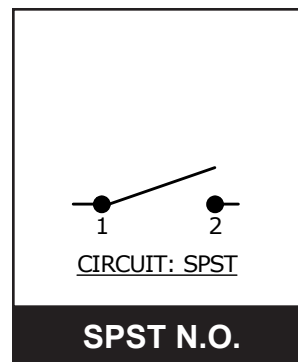
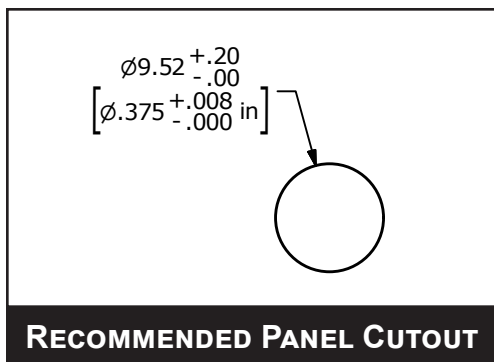
www.e-switch.com

800.867.2717

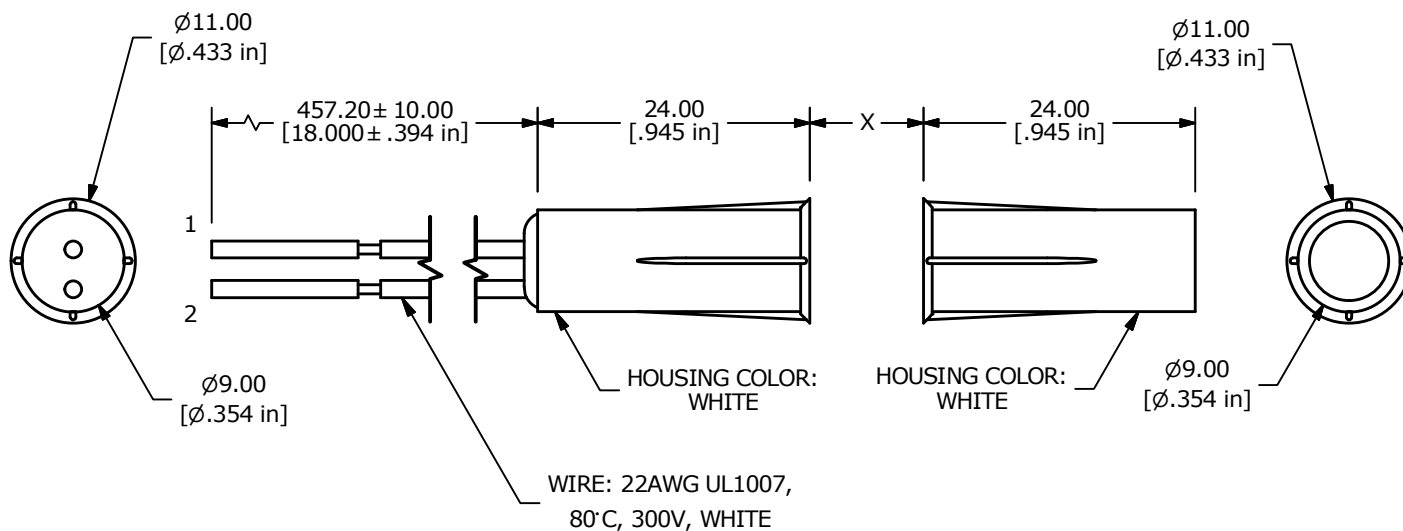
1

# MR1000 SERIES DETECTOR SWITCH

## BODY DIMENSIONS



	DIM "X" ±1.0 [0.39]	DIM "X" ±1.0 [0.39]
CLOSED GAP	A = 19.0 [0.75 in]	B = 25.0 [1.00 in]
DEPARTURE GAP	A = 22.0 [0.87 in]	B = 28.0 [1.10 in]



ANTI-VANDAL SWITCHES  
 DETECTOR SWITCHES  
 DIP SWITCHES  
 KEYLOCK SWITCHES  
 NAVIGATION SWITCHES  
 PUSHBUTTON SWITCHES  
 ROCKER SWITCHES  
 ROTARY SWITCHES  
 SLIDE SWITCHES  
 SNAP ACTION SWITCHES  
 TACTILE SWITCHES  
 TOGGLE SWITCHES  
 CAP OPTIONS