



**E-SWITCH®**

**LAMB™**  
INDUSTRIES

SWITCHES FOR YOUR INDUSTRY ▶▶▶

INDUSTRIAL SOLUTIONS



# E-SWITCH®

# LAMB™ INDUSTRIES


## PUSHBUTTON SWITCHES



E-Switch offers many pushbutton switches geared toward the industrial controls industry. Our products offer quality you can trust with many options that are sure to fit your application.

Many variations are available, including illuminated and non-illuminated versions, custom markings on caps, panel mount and board level pushbutton switches.

## ROCKER SWITCHES



E-Switch offers rocker switches that are perfect for your control panel interfaces. With many panel cutout sizes you will find one to fit your requirements.

Our rocker switches come with full illumination or partial illumination, custom markings, IP ratings and more.


## TOGGLE SWITCHES



E-Switch offers toggle switches that are a perfect fit for rugged industrial applications. The choices are expanded with our high power and horsepower rated switches.

Our toggle switches have multiple bushing and actuator options, are board level or panel mount, and offer multiple termination options.

## TACTILE SWITCHES



E-Switch is well known for its reliable tact switches. With a very large family of tact switches to choose from, you will find the perfect fit for your project.

Illuminated and non-illuminated tact switches are available, as are right angle, SMT, PC pin and more.



# E-SWITCH®

# LAMB™ INDUSTRIES

[www.e-switch.com](http://www.e-switch.com)

800.867.2717

**Switch Solutions for Industrial Applications.** With a robust line of industrial switch products, from rockers and toggles, to pushbuttons and trigger switches, E-Switch has the solution for your industrial application. Need a rugged design? We've got it. Need high power ratings? We have those, too! Contact E-Switch for your next project. Our engineers and sales support team will be with you every step of the way.

## TRIGGER SWITCHES



E-Switch offers trigger switches that are great for your hand control devices for both AC and DC applications.

Our trigger switches offer variable speed and single speed options, lock-on and lock-off options, and motor reverse options. A large variety of actuator styles and sizes are available as well.

## PUSH-PULL SWITCHES



E-Switch offers push-pull switches that work great for applications that utilize a door detector switch that requires horsepower ratings and a manual maintenance mode.

Our push-pull switches have the ability to offer long travel distance which is preferred in larger industrial control environments.


## SNAP ACTION SWITCHES



E-Switch offers snap action switches for a variety of industrial applications.

Our snap action switches come in many styles, force options and sizes, so you will be sure to find the one needed for your design project.

## ANTI-VANDAL SWITCHES



E-Switch's anti-vandal switch series is great for any equipment that requires aesthetic appeal. Not only are they designed to look sharp and to be secure, they also offer dot or ring illumination options, and come in multiple sizes.

These anti-vandal switches work great in any application requiring a robust and secure product.



**E-SWITCH®**



[www.e-switch.com](http://www.e-switch.com)

800.867.2717

**E-SWITCH WORLDWIDE HEADQUARTERS:**

Address: 7153 Northland Drive N  
Minneapolis, MN 55428-1514  
USA

Phone: 763-504-3525  
Toll Free (USA): 800-867-2717  
Fax: 763-531-8235

Website: [www.e-switch.com](http://www.e-switch.com)

**E-SWITCH ASIA SALES OFFICE:**

Address: Gateway East, Level 28  
152 Beach Road, Suite 38  
Singapore 189721

Phone: +65 6827-5620  
Fax: +65 6294-2602

**E-SWITCH PORTLAND SALES OFFICE:**

Address: 4826 SW Scholls Ferry Rd.  
Portland, OR 97225-1668  
USA

Phone: 503-297-8878  
Toll Free (USA): 800-824-9374  
Fax: 503-297-8879

**CALL NOW!**  
**to talk to an E-Switch engineer**  
**(800) 867-2717**  
[www.e-switch.com](http://www.e-switch.com)

Catalog Version: IS1104



**Examples of Industrial Products**

Bakery Machinery  
Bottling Machinery  
Cement-making Machinery  
Compressors  
Conveying Equipment  
Engraving Machinery  
Fluid-power Transmission Equipment  
Forklift Trucks

Hydraulic Power Transmission Equipment  
Hydraulic Pumps  
Lift Trucks  
Materials Handling Machinery  
Measuring and Testing Equipment  
Mining Machinery  
Ovens  
Packing Machinery

Pneumatic Pumps  
Refinery Machinery  
Sawmill Machinery  
Smelting Machinery  
Spray Painting Equipment  
Textile Machinery  
Welding Machinery  
Woodworking Machinery



**E-SWITCH®**

